



# Academy of Our Lady of Grace

400 Kamena Street, Fairview, NJ 07022  
Telephone: 201-945-8300 Fax: 201-945-4580  
Website: [www.aolgfairview.org](http://www.aolgfairview.org)

Gr. 1 → Gr. 2

June 2025

Dear Parents,

**Summer packets and supply lists are being sent home with your child today.** The summer packets are required to be completed and returned to the teacher during the first week of school in September. (For Pre-K3 and Pre-K4 students, even though we are asking for them to choose 2 books to read, only one book report is required.)

For returning students going into grades 3 – 8 in September, 20% of your grade for the Math packet will be scored through the IXL summer requirement. Please refer to "IXL Summer Boost: Math" pinned to your child's IXL Dashboard. The Skill Plan can be found by clicking the "Learning" tab.

Items on the supply lists may be purchased by you or ordered through the School Tool Box Company (please see the attached flyer). When ordering, enter our school name or zip code to locate our school. Please allow ample time to be able to receive your order prior to the start of school.

Thank you.

Respectfully yours,

A handwritten signature in cursive script that reads "Mrs. Filomena D'Amico".

Mrs. Filomena D'Amico



## Grade 2 Supply List – September 2025

Dear Parents,

Welcome to Second Grade! The following is a list of supplies your child will need for class. ***Please make sure to label all supplies with your child's name.*** Thank you.

- 16 glue sticks
- 2 packages of copy paper
- 1 scissors
- 2 box of sharpened No. 2 pencils
- 1 sharpener with cover to collect shavings
- 3 boxes of Crayola crayons (24 pack)
- 1 box of Crayola markers (original colors)
- 2 erasers or pencil top erasers
- 4 folders
- 1 ruler
- 3 composition/marble notebooks
- 4 boxes of tissues
- 2 packages of baby wipes
- 2 rolls of paper towels
- 1 package of multicolored construction paper
- 2 packages of Clorox wipes
- 1 box of band-aides
- Homework Planner
- Charlie and the Chocolate Factory book
- 2 school provided notebooks and 1 storage box (must be purchased on the 1<sup>st</sup> day of school for \$7.00 – please send the money in an envelope in your child's backpack with their name, grade and label what the money is for.)

# Order online **today!**

## Dear parents,

We are happy to announce that we have chosen to sell prepackaged school supplies for the next school year through School Tool Box.

Want to avoid the back-to-school rush?

- Put your zip code in the box at **SchoolToolBox.com**
- Find the school, then choose your child's new grade

Each supply box matches your teacher's approved list. You can add extras or remove what you don't need. After you pay online, supplies are **shipped directly to your home address.**

**It doesn't get easier than that!**



**SCHOOL TOOL BOX**  
**schooltoolbox.com**  
800-952-1119

## Your order supports



**One Box, One Meal**

## School Name:

Academy of Our Lady of Grace  
Fairview, NJ 07022

## Ordering Available:

June 18th


**Allow 10 days for processing.**



## Notes



Scan here to view your school's boxes and place your order today!



## Academy of Our Lady of Grace Summer Reading 2024

Entering 1st Grade Book Choices	Entering 2nd Grade Book Choices
<i>Any book in a Series</i>	<i>Any book in a Series</i>
<u>Elephant and Piggie</u> by Mo Willems	<u>Henry and Mudge</u> by Cynthia Rylant
<u>Fly Guy</u> by Tedd Arnold	<u>Poppleton</u> by Cynthia Rylant
<u>Splat the Cat</u> by Rob Scotton	<u>Young Cam Jansen</u> by David A. Adler
<u>Pete the Cat</u> by James Dean	<u>Frog and Toad</u> by Arnold Lobel
<u>Biscuit</u> by Alyssa Satin Capucilli	<u>Fancy Nancy</u> by Jane O'Connor
<u>Noodles</u> by Hans Wilhelm	<u>Dixie Series</u> by Grace Gilman
<u>Yasmin</u> by Saadia Faruqi	Kevin Henkes books
<u>Pedro</u> by Fran Manushkin	<u>Ivy &amp; Bean</u> by Annie Barrows
Jan Thomas books	<u>Keena Ford</u> by Melissa Thompson
<u>Mr. Putter &amp; Tabby</u> by Cynthia Rylant	
Entering 3rd Grade Book Choices	Entering 4th Grade Book Choices
<i>Any book in a Series</i>	<i>Any book in a Series</i>
<u>Nate the Great</u> by Marjorie Weinman Sharmat	<u>My America</u> , a series of fictional diaries of children by various authors
<u>Cam Jansen</u> by David A. Adler	<u>Just Grace</u> by Charise Mericle Harper
<u>Bailey School Kids</u> by Marcia T. Jones and Debbie Dadey	<u>Who Was/Who Is</u> by multiple authors
Books by Patricia Reilly Giff	<u>My Weird School</u> series
<u>Judy Moody</u> by Megan McDonald	<u>The Mouse and the Motorcycle</u> by Beverly Cleary
<u>Secrets of Droon</u> by Tony Abbott	<u>Jake Drake Know It All</u> by Andrew Clements
<u>Geronimo Stilton</u> by Elisabetta Dami	<u>The World According to Humphrey</u> by Beth Birney
<u>My Weird School</u> by Dan Gutman	<u>Geronimo Stilton</u> series by Elisabetta Dami
<u>Galaxy Zack</u> by Ray O'Ryan	<u>Planet Omar</u> by Zanib Mian

# Explore the World of Reading

Reading during the summer vacation is the key to develop ideas and strengthen the mind of many new words. We encourage you to visit your local library and choose a book from your grade level.

Students should continue to select reading materials that are at the right reading level. One great source for parents and students is <http://www.scholastic.com/bookwizard/>. This site will guide parents to look up the title of the book, understand the content of the story and level of the book.

Enjoy your summer and remember to pick up a book and have fun creating a book project.

## Choose One

- Write a summary of what you read. Be sure to include: main characters, setting, problem, resolution and a brief plot. Use evidence from your book to support your ideas
- Create a Book Trailer to sell the book to a fellow student
- Create a comic strip of a favorite scene that shows the character, situation and setting
- Draw your favorite scene from the book and describe why it's a favorite scene
- Write a new chapter of the book that shows what happens next or is told from another character's perspective
- Create a Character: Use a paper plate and attached circles to tell the name of the book, name of character, what he/she looks like, what he/she did in the story, why or why not you would like to meet the character, was it a real or make believe character?
- Create your own project: Be creative--is there another way you would like to show how much you enjoyed the book?

Name \_\_\_\_\_

## Lesson 1 Reteach

*Count Back 1, 2, or 3*

Counting back is one way to subtract.

Start with the first number.

Then count back.

Find  $7 - 2$ .


Start at 7. Count back 2.



7, 6, 5

$$7 - 2 = \underline{5}$$

Count back to subtract. Use  to help you.

1. 

Start at \_\_\_\_\_.

Count back \_\_\_\_\_.

5, \_\_\_\_\_, \_\_\_\_\_

$$5 - 2 = \underline{\quad}$$

2. 

Start at \_\_\_\_\_.

Count back \_\_\_\_\_.

8, \_\_\_\_\_, \_\_\_\_\_, \_\_\_\_\_

$$8 - 3 = \underline{\quad}$$

3. 

Start at \_\_\_\_\_.

Count back \_\_\_\_\_.

5, \_\_\_\_\_, \_\_\_\_\_, \_\_\_\_\_

$$5 - 3 = \underline{\quad}$$

4. 

Start at \_\_\_\_\_.

Count back \_\_\_\_\_.

9, \_\_\_\_\_, \_\_\_\_\_

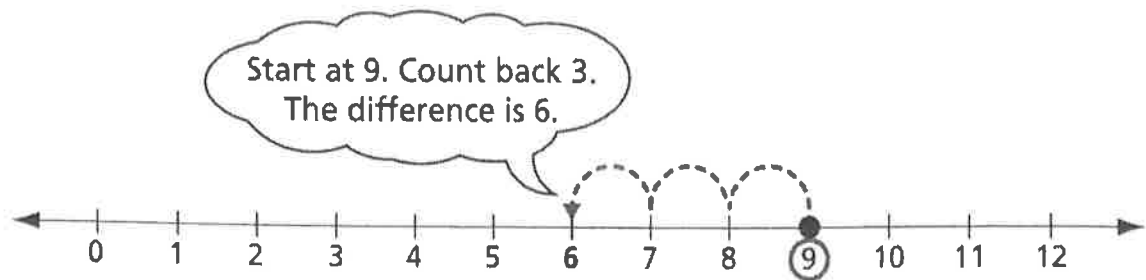
$$9 - 2 = \underline{\quad}$$

Name \_\_\_\_\_

## Lesson 2 Reteach

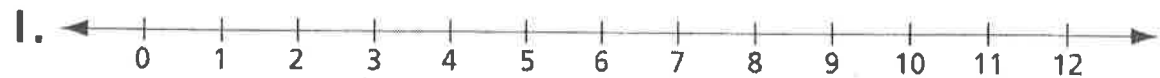
*Use a Number Line to Subtract*

You can count back on a number line to subtract.  
Find  $9 - 3$ .

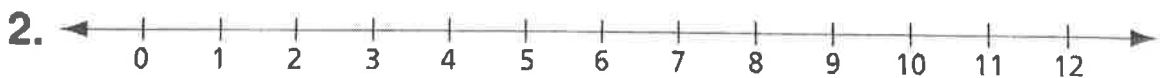


$$9 - 3 = \underline{\quad}$$

**Use a number line to subtract. Start at the greater number. Count back.**



$$5 - 3 = \underline{\quad}$$



$$7 - 2 = \underline{\quad}$$



$$10 - 3 = \underline{\quad}$$



$$6 - 2 = \underline{\quad}$$



$$12 - 3 = \underline{\quad}$$

Name \_\_\_\_\_

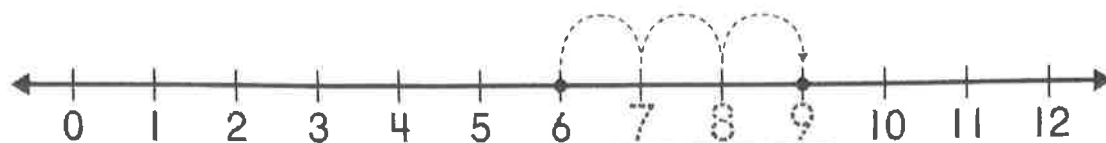
## Lesson 3 Reteach

*Use a Number Line to Add*

Find  $6 + 3$ .

Start at 6. Count on 3.

Write the numbers on the lines.



$$6 + 3 = \underline{9}$$

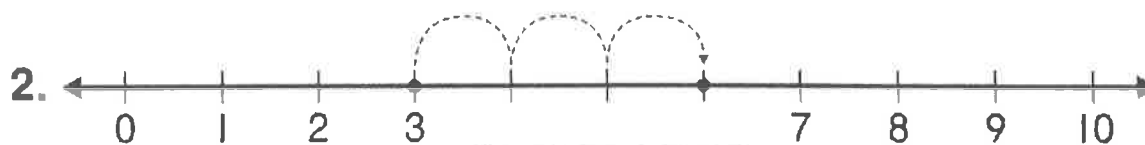
Remember to start  
with the greater  
number.

**Use a number line to add. Count on.**

**Fill in the missing numbers.**



$$2 + 5 = \underline{\quad}$$



$$3 + 3 = \underline{\quad}$$



$$6 + 2 = \underline{\quad}$$



Name \_\_\_\_\_

## Lesson 6 Reteach (I)

*Problem Solving*

**STRATEGY:** *Act It Out*

Mo made 2 sandwiches for Kim.  
She made 3 sandwiches for Lu.  
How many sandwiches did Mo  
make in all?



**Step 1**  
**Understand**

**What do I know?**

Mo made \_\_\_\_\_ sandwiches for Kim.

Mo made \_\_\_\_\_ sandwiches for Lu.

**What do I need to find?**

\_\_\_\_\_  
\_\_\_\_\_

**Step 2**  
**Plan**

**What can you do?**

I can **act it out**.

**Step 3**  
**Solve**

**Use counters to act it out.**

Kim                      Lu  
○○                      ○○○

Mo made \_\_\_\_\_ sandwiches.

**Step 4**  
**Check**

**Is my answer reasonable?** \_\_\_\_\_

Name \_\_\_\_\_

## Lesson 6 Reteach (2)

### *Problem Solving*

**Use counters to solve. Draw the counters to show your work.**

1. 4 girls and 5 boys are on the playground. How many students are there?  
\_\_\_\_\_ students

2. Noah drank 2 cups of water. Ava drank 2 cups of milk. How many cups did they drink in all?  
\_\_\_\_\_ cups

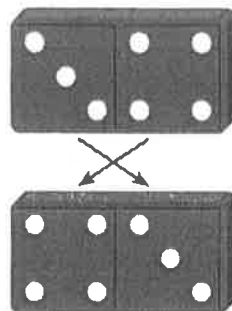
3. Sophia made 4 goals. Leo made 3 more. How many goals did they make in all?  
\_\_\_\_\_ goals

Name \_\_\_\_\_

## Lesson 8 Reteach

*Add in Any Order*

The domino has 7 dots.  
Turn the domino around.  
It still has 7 dots.  
The addends are the same.




$$\boxed{3} + \textcircled{4} = 7$$

$$\textcircled{4} + \boxed{3} = 7$$

**Find the sum. Write the addends. Add.**




$$3 + 2 = \underline{5}$$



$$\underline{\quad} + \underline{\quad} = \underline{\quad}$$




$$1 + 4 = \underline{\quad}$$



$$\underline{\quad} + \underline{\quad} = \underline{\quad}$$




$$5 + 4 = \underline{\quad}$$



$$\underline{\quad} + \underline{\quad} = \underline{\quad}$$



$$5 + 2 = \underline{\quad}$$






$$\underline{\quad} + \underline{\quad} = \underline{\quad}$$

Name \_\_\_\_\_

## Lesson 9 Reteach

*Time to the Hour and Half Hour*

**Put an X on the clocks that show half past 4.**



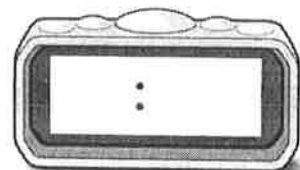
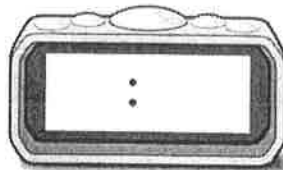

---

**Write the time on the digital clock.**

1. 5 o'clock

2. half past 2

3. 11 o'clock





**Use  to draw the missing minute hand on the analog clock.**

4. 7:00

5. 9:30

6. 3:00



Name \_\_\_\_\_

## Lesson 11 Reteach

*Use Symbols to Compare Numbers*

Symbols	Their Meaning	Examples
$>$	is greater than	$30 > 25$
$<$	is less than	$25 < 30$
$=$	is equal to	$25 = 25$ $30 = 30$

**Circle the correct symbol. Then write it.**

1. 90 is greater than 85.	$<$ $>$	90 $>$ 85
2. 32 is less than 33.	$<$ $>$	32 $<$ 33
3. 54 is greater than 12.	$<$ $>$	54 $<$ 12
4. 40 is equal to 40.	$=$ $>$	40 $=$ 40

Copyright © The McGraw-Hill Companies, Inc. Permission is granted to reproduce for classroom use.

Name \_\_\_\_\_

## Lesson 4 Reteach (I)

*Problem Solving*

*STRATEGY: Write a Number Sentence*

**You can write a number sentence to help you solve problems.**

Toby has 7 . He broke 3 .

How many  does Toby have now?

**Step 1**

**Read** →

**What do I know?**

Toby has \_\_\_\_\_ .

He broke \_\_\_\_\_ .

**What do I need to find?**

\_\_\_\_\_

**Step 2**

**Plan** →

**How will I find how many he has?**

I can subtract to find out how many   
Toby has left.

I can \_\_\_\_\_.

**Step 3**

**Solve** →

**Write a number sentence.**

\_\_\_\_\_ - \_\_\_\_\_ = \_\_\_\_\_ 

Toby has \_\_\_\_\_  left.

**Step 4**

**Check** →

**Is my answer reasonable?** \_\_\_\_\_

**How do I know?** \_\_\_\_\_

Name \_\_\_\_\_

## Lesson 4 Reteach (2)

*Problem Solving*

*STRATEGY: Write a Number Sentence*

**Write a subtraction number sentence to solve.**

1. Justin has 7 pennies.

He spends 3.

How many pennies does he have left?

\_\_\_\_ ○ \_\_\_\_ pennies

---

2. 10 children are playing tag.

3 of them go home.

How many children are still playing?

\_\_\_\_ ○ \_\_\_\_ children

---

3. The Gomez family has 6 kittens.

They give 4 to friends.

How many kittens does the family keep?

\_\_\_\_ ○ \_\_\_\_ kittens

---

4. Ida buys 9 books at a book fair.

She reads 2 of them.

How many books does she have left to read?

\_\_\_\_ ○ \_\_\_\_ books